

SCHOOL DISTRICT AUDITED FINANCIAL STATEMENTS FISCAL YEAR 2008/2009

SCHOOL DISTRICT NUMBER 50	NAME OF SCHOOL DISTRICT Haida Gwaii/Queen Charlotte	YEAR 2008/2009
OFFICE LOCATION P.O. Box 69		TELEPHONE NUMBER (250) 559-8471
CITY/PROVINCE Queen Charlotte B.C.		POSTAL CODE V0T 1S0
WEBSITE ADDRESS www.sd50.bc.ca		
NAME OF SUPERINTENDENT Angus Wilson		NAME OF SECRETARY-TREASURER Ken Campbell

DECLARATION AND SIGNATURES

SCHOOL DISTRICT MANAGEMENT'S RESPONSIBILITY FOR FINANCIAL REPORTING

The financial statements and supporting schedules of The Board of Education of School District No. 50 (Haida Gwaii/Queen Charlotte) ("the Board") have been prepared by school district management which has responsibility for their preparation, integrity and objectivity. The financial statements and schedules, including notes, have been prepared in accordance with Canadian generally accepted accounting principles for not-for-profit organizations.

In fulfilling its reporting responsibilities, management has maintained internal control systems and procedures designed to provide reasonable assurance that the school district's assets are safeguarded, that transactions are executed in accordance with appropriate authorization and that the accounting records may be relied upon to properly reflect the school district's transactions. The effectiveness of the control systems is supported by the selection and training of qualified personnel, an organizational structure that provides an appropriate division of responsibility and a strong budgetary system of control.

The Board's Responsibility

The ultimate responsibility for the financial statements lies with the Board. The Board has reviewed and approved the financial statements.




External Auditors

The Board appoints external auditors to audit the financial statements. The external auditors have full and free access to school district records, and present their report to the Board.

Declaration of Management and Board Chairperson

To the best of our knowledge and belief, these financial statements and supporting schedules reflect, in all material respects, the financial position, revenue and expense, changes in fund balances, and cash flows for the year in accordance with Canadian generally accepted accounting principles for not-for-profit organizations.

We, the undersigned, certify that the attached is a correct and true copy of the Audited Financial Statements of School District No. 50 (Haida Gwaii/Queen Charlotte) for the year ended June 30, 2009.

SIGNATURE OF CHAIRPERSON OF THE BOARD OF EDUCATION 	DATE SIGNED Sept 22 09
SIGNATURE OF SUPERINTENDENT 	DATE SIGNED Sept 22/09
SIGNATURE OF SECRETARY-TREASURER 	DATE SIGNED Sept 22/09



CHARTERED ACCOUNTANTS

F.W. Voelkl, B.Comm., C.A.
C.M. Kelley Inc., B.B.A., C.A.

P.O. Box 819
228 Wallace St.
Hope, B.C. V0X 1L0



Office (604)869-5634
Fax (604)869-2381

AUDITOR'S REPORT

To The Board of Education for School District No. 50 (Haida Gwaii/Queen Charlotte):

We have audited the statement of financial position of **SCHOOL DISTRICT NO. 50 (HAIDA GWAII/QUEEN CHARLOTTE)** as at **JUNE 30, 2009** and the statements of revenue and expense, changes in fund balances and cash flows, and the schedules of changes in deferred contributions (Schedules A5, B1, C3 and C5) for the year then ended. These financial statements are the responsibility of the Board's management. Our responsibility is to express an opinion on these financial statements based on our audit.

We conducted our audit in accordance with Canadian generally accepted auditing standards. Those standards require that we plan and perform an audit to obtain reasonable assurance whether the financial statements are free of material misstatement. An audit includes examining, on a test basis, evidence supporting the amounts and disclosures in the financial statements. An audit also includes assessing the accounting principles used and the significant estimates made by management, as well as evaluating the overall financial statement presentation.

In our opinion, these financial statements present fairly, in all material respects, the financial position of **SCHOOL DISTRICT NO. 50 (HAIDA GWAII/QUEEN CHARLOTTE)** and the results of its operations for the year then ended in accordance with Canadian generally accepted accounting principles.

McConnell, Voelkl

CHARTERED ACCOUNTANTS

September 3, 2009

Hope, BC

Canada

**SCHOOL DISTRICT No. 50 (HAIDA GWAI/QUEEN CHARLOTTE)
2008/2009 AUDITED FINANCIAL STATEMENTS**

TABLE OF CONTENTS

		Page
AUDITORS' REPORT		1
FINANCIAL STATEMENTS		
Statement of Financial Position	Statement 1	2
Statement of Revenue and Expense	Statement 2	3
Statement of Changes in Fund Balances	Statement 3	4
Statement of Cash Flows	Statement 4.1	5
Statement of Cash Flows	Statement 4.2	6
NOTES TO FINANCIAL STATEMENTS		
SCHEDULES		
Operating Fund		
Surplus (Deficit)	Schedule A1	16
Comparative Schedule of Revenue by Source	Schedule A2	17
Comparative Schedule of Expense by Object	Schedule A3	18
Expense by Function, Program and Object	Schedule A4.1	19
Expense by Function, Program and Object	Schedule A4.2	20
Changes in Deferred Contributions	Schedule A5	21
Special Purpose Funds		
Summary of Changes	Schedule B1	22
Changes in Ministry of Education Designated Special Purpose Funds	Schedule B2	23
Changes in Other Special Purpose Funds	Schedule B3	24
Capital Fund		
Capital Assets	Schedule C1	25
Capital Assets - Work In Progress	Schedule C2	26
Deferred Capital Contributions	Schedule C3	27
Changes in Deferred Contributions	Schedule C4	28
Changes in Fund Balances	Schedule C5	29

SCHOOL DISTRICT No. 50 (HAIDA GWAI/QUEEN CHARLOTTE)
STATEMENT OF FINANCIAL POSITION
AS AT JUNE 30, 2009

Statement 1

	OPERATING FUND	SPECIAL PURPOSE FUNDS	CAPITAL FUND	TOTAL 2009	TOTAL 2008
ASSETS					
Current Assets					
Cash and Cash Equivalents		\$ 234,744		\$ 234,744	\$ 1,377,589
Accounts Receivable					
Due from Province - Ministry of Education	41,464			41,464	52,595
Due from LEA/Direct Funding	874,336			874,336	621,181
Other Receivables	317,685			317,685	420,946
Interfund Loans		560,176	35,433		
Prepaid Expenses	32,738			32,738	9,056
	1,266,223	794,920	35,433	1,500,967	2,481,367
Capital Assets - Net			29,681,069	29,681,069	27,094,502
TOTAL ASSETS	\$ 1,266,223	\$ 794,920	\$ 29,716,502	\$ 31,182,036	\$ 29,575,869
LIABILITIES AND FUND BALANCES					
Current Liabilities					
Bank Overdraft	\$ 2,611			\$ 2,611	
Accounts Payable and Accrued Liabilities					
Other	674,522			674,522	1,201,984
Interfund Loans	595,609				
Other Current Liabilities				0	63,575
	1,272,742	0	0	677,133	1,265,559
Deferred Contributions					
Ministry of Education		360,384	7,405	367,789	917,536
Other		434,536		434,536	(47,658)
Accrued Employee Future Benefits	199,360			199,360	190,322
Deferred Capital Contributions			21,919,334	21,919,334	20,419,981
TOTAL LIABILITIES	1,472,102	794,920	21,926,739	23,598,152	22,745,740
Fund Balances					
Invested in Capital Assets			7,761,736	7,761,736	6,674,522
Internally Restricted			28,027	28,027	150,461
Unrestricted	(162,078)			(162,078)	48,947
Unfunded Accrued Employee Future Benefits	(43,801)			(43,801)	(43,801)
TOTAL FUND BALANCES	(205,879)	0	7,789,763	7,583,884	6,830,129
TOTAL LIABILITIES AND FUND BALANCES	\$ 1,266,223	\$ 794,920	\$ 29,716,502	\$ 31,182,036	\$ 29,575,869

SCHOOL DISTRICT No. 50 (HAIDA GWAII/QUEEN CHARLOTTE)
STATEMENT OF REVENUE AND EXPENSE
YEAR ENDED JUNE 30, 2009

Statement 2

	OPERATING FUND	SPECIAL PURPOSE FUNDS	CAPITAL FUND	TOTAL 2009	TOTAL 2008
REVENUE					
Provincial Grants - Ministry of Education	\$ 6,562,816	\$ 1,477,189		\$ 8,040,005	\$ 6,903,370
Federal Grants				0	31,277
Other Revenue	3,674,830	418,179		4,093,009	4,168,319
Rentals and Leases	122,997			122,997	129,685
Investment Income	6,455			6,455	29,054
Amortization of Deferred Capital Contributions			672,302	672,302	675,876
	<u>10,367,098</u>	<u>1,895,368</u>	<u>672,302</u>	<u>12,934,768</u>	<u>11,937,581</u>
EXPENSE					
Salaries					
Teachers	3,248,727	23,375		3,272,102	3,055,069
Principals and Vice Principals	892,033			892,033	939,567
Educational Assistants	830,465			830,465	890,991
Support Staff	1,253,927	65,123		1,319,050	1,284,892
Other Professionals	382,024			382,024	423,270
Substitutes	224,346			224,346	227,718
	<u>6,831,522</u>	<u>88,498</u>	<u>0</u>	<u>6,920,020</u>	<u>6,821,507</u>
Employee Benefits	1,451,321	17,428		1,468,749	1,455,246
Services and Supplies	2,417,714	553,803		2,971,517	3,518,948
Amortization of Capital Assets			820,727	820,727	854,174
	<u>10,700,557</u>	<u>659,729</u>	<u>820,727</u>	<u>12,181,013</u>	<u>12,649,875</u>
NET REVENUE (EXPENSE)	<u>\$ (333,459)</u>	<u>\$ 1,235,639</u>	<u>\$ (148,425)</u>	<u>\$ 753,755</u>	<u>\$ (712,294)</u>

SCHOOL DISTRICT No. 50 (HAIDA GWAI/QUEEN CHARLOTTE)
STATEMENT OF CHANGES IN FUND BALANCES
YEAR ENDED JUNE 30, 2009

Statement 3

	OPERATING FUND	SPECIAL PURPOSE FUNDS	CAPITAL FUND	TOTAL 2009	TOTAL 2008
FUND BALANCES, BEGINNING OF YEAR	\$ 127,580	\$ 0	\$ 6,702,549	\$ 6,830,129	\$ 7,542,423
Changes for the Year					
Net Revenue (Expense) for the Year	(333,459)	1,235,639	(148,425)	753,755	(712,294)
Interfund Transfers					
Capital Assets Purchased		(1,235,639)	1,235,639	0	
Net Changes for the Year	<u>(333,459)</u>	<u>0</u>	<u>1,087,214</u>	<u>753,755</u>	<u>(712,294)</u>
FUND BALANCES, END OF YEAR	<u>\$ (205,879)</u>	<u>\$ 0</u>	<u>\$ 7,789,763</u>	<u>\$ 7,583,884</u>	<u>\$ 6,830,129</u>

SCHOOL DISTRICT No. 50 (HAIDA GWAI/QUEEN CHARLOTTE)
STATEMENT OF CASH FLOWS
YEAR ENDED JUNE 30, 2009

Statement 4.1

	OPERATING FUND	SPECIAL PURPOSE FUNDS	CAPITAL FUND	TOTAL 2009	TOTAL 2008
CASH PROVIDED BY (USED FOR) OPERATIONS					
Net Revenue (Expense) for the Year	\$ (333,459)	\$ 1,235,639	\$ (148,425)	\$ 753,755	\$ (712,294)
Changes in Non-Cash Working Capital					
Decrease (Increase)					
Accounts Receivable	(138,945)			(138,945)	(787,800)
Interfund Loans	(293,077)	1,101,770	(2,971,128)	(2,162,435)	933,971
Prepaid Expenses	(23,682)			(23,682)	2,670
Increase (Decrease)					
Accounts Payable/Accrued Liabilities	(527,462)			(527,462)	(19,675)
Other Current Liabilities	(63,575)			(63,575)	
Deferred Contributions		(867,026)		(867,026)	(135,867)
Accrued Employee Future Benefits				0	10,661
Items Not Involving Cash					
Amortization of Capital Assets			820,727	820,727	854,174
Amortization of Deferred Capital Contributions			(672,302)	(672,302)	(675,876)
Interfund Transfers		(1,235,639)	1,235,639	0	
	<u>(1,380,200)</u>	<u>234,744</u>	<u>(1,735,489)</u>	<u>(2,880,945)</u>	<u>(530,036)</u>
FINANCING					
Endowment Contributions				0	(799,473)
Deferred Contributions Received - Capital			2,971,128	2,971,128	
	<u>0</u>	<u>0</u>	<u>2,971,128</u>	<u>2,971,128</u>	<u>(799,473)</u>
INVESTING					
Capital Assets Purchased - Special Purpose			(1,235,639)	(1,235,639)	(278,573)
	<u>0</u>	<u>0</u>	<u>(1,235,639)</u>	<u>(1,235,639)</u>	<u>(278,573)</u>
NET INCREASE (DECREASE) IN CASH	<u>\$ (1,380,200)</u>	<u>\$ 234,744</u>	<u>\$ 0</u>	<u>\$ (1,145,456)</u>	<u>\$ (1,608,082)</u>

SCHOOL DISTRICT No. 50 (HAIDA GWAI/QUEEN CHARLOTTE)
STATEMENT OF CASH FLOWS
YEAR ENDED JUNE 30, 2009

Statement 4.2

	OPERATING FUND	SPECIAL PURPOSE FUNDS	CAPITAL FUND	TOTAL 2009	TOTAL 2008
NET INCREASE (DECREASE) IN CASH	\$ (1,380,200)	\$ 234,744	\$ 0	\$ (1,145,456)	\$ (1,608,082)
Net Cash, Beginning of Year				1,377,589	2,985,671
NET CASH, END OF YEAR	\$ (2,611)	\$ 234,744	\$ 0	\$ 232,133	\$ 1,377,589
Cash		\$ 234,744	\$ 0	\$ 234,744	\$ 1,377,589
Bank Overdraft	(2,611)			(2,611)	
NET CASH, END OF YEAR	\$ (2,611)	\$ 234,744	\$ 0	\$ 232,133	\$ 1,377,589



SCHOOL DISTRICT NO. 50 (HAIDA GWAII/QUEEN CHARLOTTE)
NOTES TO FINANCIAL STATEMENTS
YEAR-ENDED JUNE 30, 2009

NOTE 1 AUTHORITY AND PURPOSE

The School District operates under authority of the *School Act* of British Columbia as a corporation under the name of "The Board of Education of School District No. 50 (Haida Gwaii/Queen Charlotte)", and operates as "School District No. 50 (Haida Gwaii/Queen Charlotte)." A board of education (Board) elected for a three-year term governs the School District. The School District provides educational programs to students enrolled in schools in the district, and is principally funded by the Province of British Columbia through the Ministry of Education.

NOTE 2 SUMMARY OF SIGNIFICANT ACCOUNTING POLICIES AND REPORTING PRACTICES

These financial statements were prepared in accordance with Canadian Generally Accepted Accounting Principles (GAAP) for not-for-profit organizations. These principles are consistent with those used in the prior year.


The deferral method of accounting for contributions, which includes government grants, is used. Results are reported in the operating fund, special purpose funds and capital fund. Revenues and expenses are recorded on a gross and accrual basis.

Statement 2 (Statement of Revenue and Expense), Statement 3 (Statement of Changes in Fund Balances) and Statement 4 (Statement of Cash Flows) present annual results of each fund, changes in fund balances and cash flows for the year. Statement 1 (Statement of Financial Position) presents the asset, liabilities and fund balances as at June 30th. Interfund transfers and loans are recognized in each fund and eliminated in the consolidated totals.

a) Fund Accounting

The resources and operations of the School District are segregated into various funds for accounting and financial reporting purposes based on the types of restrictions on the use of contributions by governments or other granting agencies, and appropriations or other internal restrictions by the Board. While separate accounts are maintained for each fund, for financial reporting purposes, funds with similar characteristics are grouped together:

- Operating fund reports assets, liabilities, revenues and expenses for general operations.
- Special purpose funds report assets, liabilities, revenues and expenses for:
 - Contributions restricted in use by the *School Act* or Ministry of Education.
 - Contributions restricted in use by other external bodies.
 - Endowment funds.
 - Funds collected and used at the school level (i.e. school-generated funds).
 - Controlled and/or related entities.
- Capital fund reports assets, liabilities, revenues and expenses for capital. Contributions of other funds used for capital purposes are transferred to the capital fund.



**SCHOOL DISTRICT NO. 50 (HAIDA GWAII/QUEEN CHARLOTTE)
NOTES TO FINANCIAL STATEMENTS
YEAR-ENDED JUNE 30, 2009**

**NOTE 2 SUMMARY OF SIGNIFICANT ACCOUNTING POLICIES AND
REPORTING PRACTICES (Continued)**

b) Cash and Cash Equivalents

Cash and cash equivalents include cash and highly liquid securities with original terms to maturity of three months or less when purchased.

c) Accounts Receivable

Accounts receivable are shown net of allowance for doubtful accounts. (see Note 3)

d) Prepaid Expenses

Materials and supplies held in central stores for use within the district are included as a prepaid expense and stated at acquisition cost.


e) Capital Assets

The following criteria apply:

- Capital assets acquired or constructed are recorded at cost. Donated capital assets are recorded at their fair market value on the date of donation.
- Work-in-progress is recorded as an acquisition to the applicable asset class at substantial completion.
- Sites and buildings that no longer contribute to the ability of the district to provide services are written-down to residual value.
- Buildings that are demolished or destroyed are written-off.
- Amortization is recorded on a straight-line basis over the estimated useful life of the asset.

Estimated useful life is as follows:

Buildings	40 years
Furniture & Equipment	10 years
Vehicles	10 years
Computer Software	5 years
Computer Hardware	5 years



SCHOOL DISTRICT NO. 50 (HAIDA GWAI/QUEEN CHARLOTTE)
NOTES TO FINANCIAL STATEMENTS
YEAR-ENDED JUNE 30, 2009

NOTE 2 SUMMARY OF SIGNIFICANT ACCOUNTING POLICIES AND REPORTING PRACTICES (Continued)

f) Revenue Recognition

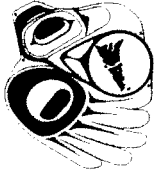
Unrestricted operating government grants, are recognized as revenue when received. Such grants, if contributed for a future period, are deferred and reported as deferred contributions until that future period. Other unrestricted revenue, including tuition fees and sales of services/products are reported as revenue when services are provided or products delivered.

Externally restricted contributions, grants, and donations are reported as revenue depending on the nature of restrictions imposed on the use of the funds by the contributors:

- Non-capital contributions for specific purposes are recorded as deferred contributions and recognized as revenue in the year related expenses are incurred.
- Contributions restricted for capital purposes are recorded as deferred contributions until the amount is invested in capital assets.
 - If the capital asset is a site, the amount invested is recorded as a direct increase to net assets invested in capital assets.
 - If the capital asset is not a site, the amount invested is recorded as a deferred capital contribution and amortized over the useful life of the asset.
 - Donated capital assets are recorded at fair market value and treated as a deferred capital contribution.
- Endowment contributions are reported as direct increases to net assets held as endowment principal.
- Investment income earned on endowment principal is recognized as a direct increase to net assets (endowment) to the extent required or agreed by donors. The remaining investment income earned on endowment principal is recorded as a deferred contribution and recognized as revenue in the year related expenses are incurred.

g) Expenditures

- Categories of Salaries
 - Principals, Vice Principals, and Directors of Instruction employed under an administrative officer contract are categorized as Principals and Vice Principals.
 - Superintendents, Assistant Superintendents, Secretary-Treasurers, Trustees and other employees excluded from union contracts are categorized as Other Professionals.



**SCHOOL DISTRICT NO. 50 (HAIDA GWAI/QUEEN CHARLOTTE)
NOTES TO FINANCIAL STATEMENTS
YEAR-ENDED JUNE 30, 2009**

NOTE 2 SUMMARY OF SIGNIFICANT ACCOUNTING POLICIES AND REPORTING PRACTICES (Continued)

- Allocation of Costs
 - Operating expenses are reported by function, program, and object. Whenever possible, expenditures are determined by actual identification. Additional costs pertaining to specific instructional programs, such as special and aboriginal education, are allocated to these programs. All other costs are allocated to regular programs.
 - Actual salaries of personnel assigned to two or more functions or programs are allocated based on the time spent in each function and program. School-based clerical salaries are allocated to school administration and partially to other programs to which they may be assigned. Principals and Vice-Principals salaries are allocated to school administration and may be partially allocated to other programs to recognize their other responsibilities.
 - Employee benefits and allowances are allocated to the same programs, and in the same proportions, as the individual's salary.
 - Supplies and services are allocated based on actual identification of program.

h) Financial Instruments

Financial instruments consist of cash, cash equivalents, investments, accounts receivable, accounts payable, accrued liabilities and other current liabilities. Unless otherwise noted, it is management's opinion that the School District is not exposed to significant interest, currency or credit risks arising from these financial instruments. The fair values of these financial instruments approximate their carrying values, unless otherwise noted.

i) Use of Estimates

Preparation of financial statements in accordance with Canadian Generally Accepted Accounting Principles requires management to make estimates and assumptions that impact reported amounts for assets and liabilities at the date of the financial statements and revenues and expenses during the reporting periods. Significant areas requiring the use of management estimates relate to the potential impairment of assets, rates for amortization and estimated employee future benefits. Actual results could differ from those estimates.

j) Employee Future Benefits

The School District provides certain post-employment benefits including for certain employees pursuant to certain contracts and union agreements.

The School District accrues its obligations and related costs under employee future benefit plans. The future benefits cost is actuarially determined using the projected unit credit method pro-rata on service and using management's best estimate of expected salary escalation, termination and retirement rates and mortality. The discount rate used to measure obligations is based on market rates at the measurement date.

The excess of cumulative unrecognized actuarial gains (losses) over 10 percent of the accrued benefit obligation is amortized over the expected average remaining service lifetime (EARSL) of active employees covered under the plan. The EARSL for employees of the School District is 10.4 years.



SCHOOL DISTRICT NO. 50 (HAIDA GWAI/QUEEN CHARLOTTE)
NOTES TO FINANCIAL STATEMENTS
YEAR-ENDED JUNE 30, 2009

The most recent valuation of the obligation was performed at March 31, 2007 and projected to June 30, 2011. The next valuation will be performed at March 31, 2010 for use at June 30, 2010. For the purposes of determining the financial position of the plans and the employee future benefit costs, a measurement date of March 31 was adopted for all periods subsequent to July 1, 2004.

NOTE 3 ACCOUNTS RECEIVABLE – OTHER RECEIVABLES

	2009	2008
Due from Village of Port Clements	\$ 203,750	\$ 223,880
Due from Federal Government	96,922	109,871
Other	17,013	87,195
	<u>\$ 317,685</u>	<u>\$ 420,946</u>

NOTE 4 CAPITAL ASSETS

	2009		2008	
	Cost	Accumulated Amortization	Net Book Value	Net Book Value
Sites	\$ 2,756,297	\$ 0	\$ 2,756,297	\$ 2,756,297
Buildings	37,310,752	10,690,066	26,620,686	23,921,304
Furniture & Equipment	753,988	498,864	255,124	334,152
Vehicles	95,473	49,485	45,988	55,535
Computer Hardware	14,587	11,613	2,974	27,214
	<u>\$40,931,097</u>	<u>\$11,250,028</u>	<u>\$29,681,069</u>	<u>\$27,094,502</u>



SCHOOL DISTRICT NO. 50 (HAIDA GWAI/QUEEN CHARLOTTE)
NOTES TO FINANCIAL STATEMENTS
YEAR-ENDED JUNE 30, 2009

NOTE 5 EMPLOYEE FUTURE BENEFITS

The accrued benefit obligation for employee future benefits is not funded as funding is provided when the benefits are paid. Accordingly, there are no plan assets. Although no plan assets are uniquely identified, the School District has provided for the payment of these benefits. The portion of these benefits that have not been provided for is identified as Unfunded Accrued Employee Future Benefits and Vacation Pay on Statement 1 (Statement of Financial Position).

The period of amortization is equal to the expected average remaining service lifetime (EARSL) of active employees

	2009	2008
Reconciliation of Accrued Benefit Obligation		
Accrued Benefit Obligation – April 1	\$ 105,657	\$ 113,579
Service Cost	10,062	10,238
Interest Cost	6,101	5,685
Benefit Payments	0	0
Actuarial (Gain)/Loss	(19,587)	(23,845)
Accrued Benefit Obligation – March 31	\$ 102,233	\$ 105,657
Reconciliation of Funded Status at End of Fiscal Year		
Accrued Benefit Obligation – March 31	\$ 102,233	\$ 105,657
Market Value of Plan Assets – March 31	0	0
Funded Status - Surplus/(Deficit)	(102,233)	(105,657)
Employer Contributions After Measurement Date	0	0
Unamortized Net Actuarial (Gain)/Loss	(97,127)	(84,665)
Accrued Benefit Asset/(Liability) – June 30	\$ (199,360)	\$ (190,322)
Components of Net Benefit Expense		
Service Cost	\$ 10,062	\$ 10,238
Interest Cost	6,101	5,685
Amortization of Net Actuarial (Gain)/Loss	(7,125)	(5,262)
Net Benefit Expense (Income)	\$ 9,038	\$ 10,661

The significant actuarial assumptions adopted for measuring the School District's accrued benefit obligations are:

Discount Rate – April 1	5.00%	5.25%
Discount Rate – March 31	7.00%	5.00%
Long Term Salary Growth – April 1	3.25% + seniority	3.25% + seniority
Long Term Salary Growth – March 31	3.25% + seniority	3.25% + seniority
EARSL – March 31	10.4	10.4



SCHOOL DISTRICT NO. 50 (HAIDA GWAI/QUEEN CHARLOTTE)
NOTES TO FINANCIAL STATEMENTS
YEAR-ENDED JUNE 30, 2009

NOTE 6 EMPLOYEE PENSION PLANS

The School District and its employees contribute to the Teachers' Pension Plan and Municipal Pension Plan, jointly trustee pension plans. The boards of trustees for these plans represent plan members and employers and are responsible for the management of the pension plan including investment of the assets and administration of benefits. The pension plans are multi-employer contributory pension plans. Basic pension benefits provided are defined. The Teachers' Pension Plan has about 48,000 active members from school districts, and approximately 24,000 retired members from school districts. The Municipal Plan has about 145,000 active members, of which approximately 21,000 are from school districts.

Every three years, an actuarial valuation is performed to assess the financial position of the plans and the adequacy of plan funding. The most recent valuation of the Teachers' Plan as at December 31, 2005 indicated a \$904 million unfunded liability for basic pension benefits. The next valuation will be as at December 31, 2008 with results available in late 2009. The most recent valuation for the Municipal Pension Plan as at December 31, 2006 indicated a surplus of \$438 million for basic pension benefits. The next valuation will be as at December 31, 2009 with results available in 2010. The actuary does not attribute portions of the unfunded liability to individual employers. The Haida Gwaii/Queen Charlotte paid \$741,690 for employer contributions to these plans in the year ended June 30, 2009.


NOTE 7 UNFUNDED ACCRUED EMPLOYEE FUTURE BENEFITS AND VACATION PAY

The School District has an unfunded liability for accrued employee future benefits as disclosed in Note 5. It has not been determined when the School District will find the funds to eliminate the unfunded liability.

Unfunded liability, as at July 1, 2008	\$	43,801
Reductions during the year		0
Unfunded liability, as at June 30, 2009	\$	<u>43,801</u>

NOTE 8 OPERATING FUND BALANCE, END OF YEAR

Unrestricted Operating Fund Surplus (Deficit)	\$	(162,078)
Recoverable from Future Operations		162,078
Remaining Unrestricted Operating Fund Balance	\$	<u>0</u>



SCHOOL DISTRICT NO. 50 (HAIDA GWAI/QUEEN CHARLOTTE)
NOTES TO FINANCIAL STATEMENTS
YEAR-ENDED JUNE 30, 2009

NOTE 9 INTERFUND TRANSFERS

Interfund transfers between the operating, special purpose and capital funds are reported on Statement 3 (Statement of Changes in Fund Balances). For the year ended June 30, 2009, transfers were as follows:

- Capital Additions of \$1,235,639 were purchased from Special Purpose Funds

NOTE 10 RELATED PARTY TRANSACTIONS

The School District is related through common ownership to all Province of British Columbia ministries, agencies, school districts, health authorities, colleges, universities, and crown corporations. Transactions with these entities, unless disclosed separately, are generally considered to be in the normal course of operations and are recorded at the exchange amount.

NOTE 11 CONTRACTUAL OBLIGATIONS

During the 1998 fiscal year, the board entered into a 49 year lease for the new Skidegate Elementary School expiring February 28, 2047. The Annual lease payments are 4,800, adjusted annually by changes in the Consumer Price Index, plus \$16,000 for the provision of water, sewer, and other services. The service costs are subject to review every 5 years.

The future minimum lease payments under operating finance leases for office equipment and vehicles leased by the School District are as follows:


2009	\$45,530
2010	\$42,447
2011	\$17,017
Total	\$53,943

NOTE 12 BUDGET FIGURES

Budget figures included in the financial statements are not audited. They were approved by the Board through the adoption of an amended annual budget on February 24, 2009.

NOTE 13 ECONOMIC DEPENDENCE

Operations of the School District are dependent on continued funding from the Ministry of Education and various governmental agencies to carry out its programs. These financial statements have been prepared in accordance with Canadian GAAP for not-for-profit organizations. This contemplates continuation of the School District as a "going concern".



SCHOOL DISTRICT NO. 50 (HAIDA GWAI/QUEEN CHARLOTTE)
NOTES TO FINANCIAL STATEMENTS
YEAR-ENDED JUNE 30, 2009

NOTE 14 ASSET RETIREMENT OBLIGATION

Legal liabilities may exist for the removal/disposal of asbestos in schools that will undergo major renovations or demolition. The School District has determined that such a liability may exist but its costs can not reasonably be determined.

NOTE 15 CONTINGENT LIABILITIES

In 2004, the School District discovered an oil leak at Tahayghen Elementary School. The Ministry's School Protection Insurance Program has agreed to compensate the School District for its costs incurred with respect to this recovery and restoration project. Additional clean-up costs are expected to be incurred and then subsequently recovered from the Ministry's School Protection program. In the current year the School District incurred costs of \$41,464 which amount has been recorded as a receivable recoverable under the School Protection Insurance Program for fiscal year 2008/09.

The estimated ongoing costs for future clean-up, along with anticipated recovery of these costs, have not been ascertained or recorded in the School District's financial statements for fiscal year 2008/09 due to the uncertainty in determining the costs that may be incurred in future years.

NOTE 16 EARLY LEAVERS FUND

In 2009, as part of the negotiations for the Local Education Agreement with local aboriginal bands the Districts has agreed to report the amount of the "Early Leavers Fund" by Band. For the 2008/09 fiscal year the amounts by band is indicated below:

Band #670	Skidegate	\$ 118,795
Band #669	Old Massett	80,997
Total		\$199,792

These funds represent accumulated contributions from governments for eligible students who retired early from a school year. Under the Local Education Agreement these contributions have been identified and reserved for expenditure on eligible students who are registered in jointly agreed future educational type programs developed to provide education and in school training to such early retirees.

SCHOOL DISTRICT No. 50 (HAIDA GWAI/QUEEN CHARLOTTE)
OPERATING FUND
SURPLUS (DEFICIT)
YEAR ENDED JUNE 30, 2009

Schedule A1

	2009	2009	2008
	ACTUAL	AMENDED ANNUAL BUDGET	ACTUAL
REVENUE			
Provincial Grants - Ministry of Education	\$ 6,562,816	\$ 6,352,146	\$ 6,224,368
Other Revenue	3,674,830	3,681,566	3,567,363
Rentals and Leases	122,997	120,000	129,685
Investment Income	6,455	68,336	29,054
	10,367,098	10,222,048	9,950,470
EXPENSE			
Salaries			
Teachers	3,248,727	3,306,841	2,952,711
Principals and Vice Principals	892,033	836,038	939,567
Educational Assistants	830,465	800,505	861,904
Support Staff	1,253,927	1,138,320	1,210,865
Other Professionals	382,024	416,194	423,270
Substitutes	224,346	188,619	227,718
	6,831,522	6,686,517	6,616,035
Employee Benefits	1,451,321	1,267,124	1,415,587
Services and Supplies	2,417,714	2,268,407	2,731,417
	10,700,557	10,222,048	10,763,039
NET REVENUE (EXPENSE), FOR THE YEAR	(333,459)	0	(812,569)
INTERFUND TRANSFERS			
OTHER ADJUSTMENTS TO OPERATING FUND BALANCE			
BUDGETED ALLOCATION (RETIREMENT) OF SURPLUS (DEFICIT)			
SURPLUS (DEFICIT), FOR THE YEAR	(333,459)	\$ 0	(812,569)
SURPLUS (DEFICIT), BEGINNING OF YEAR	171,381		983,950
SURPLUS (DEFICIT), END OF YEAR			
(Section 156 (12) of School Act)	\$ (162,078)		\$ 171,381
SURPLUS (DEFICIT), END OF YEAR			
Unrestricted	(162,078)		
	\$ (162,078)		

SCHOOL DISTRICT No. 50 (HAIDA GWAI/QUEEN CHARLOTTE)
OPERATING FUND
COMPARATIVE SCHEDULE OF REVENUE BY SOURCE
YEAR ENDED JUNE 30, 2009

Schedule A2

	2009 ACTUAL	2009 AMENDED ANNUAL BUDGET	2008 ACTUAL
PROVINCIAL GRANTS - MINISTRY OF EDUCATION			
Operating Grant, Ministry of Education	\$ 9,641,601	\$ 9,634,186	\$ 9,337,772
INAC Recovery	(3,565,426)	(3,670,875)	(3,565,426)
Other Ministry of Education Grants			
Pay Equity	139,874	139,874	139,874
Strong Start	81,000	80,000	
Ready Set Learn	10,000	10,000	10,000
Community Links	105,238	105,238	100,421
Literacy	5,000	10,000	10,000
BCeSIS	4,152	4,152	
French Grant	39,315	39,571	43,127
Labour Market Adjustment	67,169		56,205
Innovation Grant	24,793		24,793
Early Learning			2,000
FSA Training	3,600		3,000
Other	6,500		62,602
	<u>6,562,816</u>	<u>6,352,146</u>	<u>6,224,368</u>
PROVINCIAL GRANTS - OTHER			
FEDERAL GRANTS			
OTHER REVENUE			
LEA/Direct Funding from First Nations	3,585,834	3,670,875	3,548,474
Miscellaneous			
Misc	9,364	10,691	18,889
Early Childhood Education	37,018		
Gwaii Trust Lunch Program	20,000		
SSEAC - Trades	7,579		
Rebate - Tax	15,035		
	<u>3,674,830</u>	<u>3,681,566</u>	<u>3,567,363</u>
RENTALS AND LEASES	<u>122,997</u>	<u>120,000</u>	<u>129,685</u>
INVESTMENT INCOME	<u>6,455</u>	<u>68,336</u>	<u>29,054</u>
TOTAL OPERATING REVENUE	<u>\$ 10,367,098</u>	<u>\$ 10,222,048</u>	<u>\$ 9,950,470</u>

SCHOOL DISTRICT No. 50 (HAIDA GWAI/QUEEN CHARLOTTE)
OPERATING FUND
COMPARATIVE SCHEDULE OF EXPENSE BY OBJECT
YEAR ENDED JUNE 30, 2009

Schedule A3

	2009		
	2009 ACTUAL	AMENDED ANNUAL BUDGET	2008 ACTUAL
SALARIES			
Teachers	\$ 3,248,727	\$ 3,306,841	\$ 2,952,711
Principals and Vice Principals	892,033	836,038	939,567
Educational Assistants	830,465	800,505	861,904
Support Staff	1,253,927	1,138,320	1,210,865
Other Professionals	382,024	416,194	423,270
Substitutes	224,346	188,619	227,718
	<u>6,831,522</u>	<u>6,686,517</u>	<u>6,616,035</u>
EMPLOYEE BENEFITS	1,451,321	1,267,124	1,415,587
TOTAL SALARIES AND BENEFITS	<u>8,282,843</u>	<u>7,953,641</u>	<u>8,031,622</u>
SERVICES AND SUPPLIES			
Services	564,811	646,006	538,325
Student Transportation	502,851	404,200	370,864
Professional Development and Travel	138,181	278,158	324,992
Rentals and Leases		8,760	5,951
Dues and Fees	17,919	17,775	12,180
Insurance	17,909	20,200	17,157
Supplies	614,735	427,788	899,677
Utilities	561,308	465,520	562,271
TOTAL SERVICES AND SUPPLIES	<u>2,417,714</u>	<u>2,268,407</u>	<u>2,731,417</u>
TOTAL OPERATING EXPENSE	<u>\$ 10,700,557</u>	<u>\$ 10,222,048</u>	<u>\$ 10,763,039</u>

SCHOOL DISTRICT No. 50 (HAIDA GWAII/QUEEN CHARLOTTE)
 OPERATING FUND
 EXPENSE BY FUNCTION, PROGRAM AND OBJECT
 YEAR ENDED JUNE 30, 2009

	TEACHERS SALARIES	PRINCIPALS & VICE PRINCIPALS SALARIES	EDUCATIONAL ASSISTANTS SALARIES	SUPPORT STAFF SALARIES	OTHER PROFESSIONALS SALARIES	SUBSTITUTES SALARIES	TOTAL SALARIES
1 INSTRUCTION							
1.02 Regular Instruction	2,806,036	164,220	\$	179,308		112,170	3,261,734
1.03 Career Programs	8,096						8,096
1.07 Library Services	19,394			60,062		3,947	83,403
1.08 Counselling	13,802						13,802
1.10 Special Education	195,132	15,171	695,764			35,461	941,528
1.30 English as a Second Language	40,584		134,701	290,327		8,832	40,584
1.31 Aboriginal Education	165,673	712,642				7,155	309,206
1.41 School Administration		892,033	830,465	529,897		167,565	1,010,124
Total Function 1	3,248,727	892,033	830,465	529,897		167,565	5,668,487
4 DISTRICT ADMINISTRATION							
4.11 Educational Administration					166,896		166,896
4.40 School District Governance				40,319			40,319
4.41 Business Administration				68,697	126,000		194,697
Total Function 4				109,016	292,896		401,912
5 OPERATIONS AND MAINTENANCE							
5.41 Operations and Maintenance Administration					68,827		68,827
5.50 Maintenance Operations				598,731		52,125	650,856
5.52 Maintenance of Grounds				4,914			4,914
Total Function 5				603,645	68,827		724,587
7 TRANSPORTATION AND HOUSING							
7.41 Transportation and Housing Administration					20,301		20,301
7.70 Student Transportation				11,569		4,656	4,656
7.73 Housing				11,569			11,569
Total Function 7				11,569	20,301		36,526
9 DEBT SERVICES (OPERATING)							
Total Function 9							
TOTAL FUNCTIONS 1 - 9	\$ 3,248,727	\$ 892,033	\$ 830,465	\$ 1,253,927	\$ 382,024	\$ 224,346	\$ 6,831,522

SCHOOL DISTRICT No. 50 (HAIDA GWAI/QUEEN CHARLOTTE)
 OPERATING FUND
 EXPENSE BY FUNCTION, PROGRAM AND OBJECT
 YEAR ENDED JUNE 30, 2009

	TOTAL SALARIES	EMPLOYEE BENEFITS	TOTAL SALARIES AND BENEFITS	SERVICES AND SUPPLIES	2009 ACTUAL	2009 AMENDED ANNUAL BUDGET	2008 ACTUAL
1 INSTRUCTION							
1.02 Regular Instruction	3,261,734	745,086	4,006,820	527,643	4,534,463	4,167,021	4,393,276
1.03 Career Programs	8,096	1,596	9,692		9,692	9,510	23,547
1.07 Library Services	83,403	18,688	102,091	71,576	173,667	187,110	283,435
1.08 Counselling	13,802	2,940	16,742	779	17,521	33,154	48,449
1.10 Special Education	941,528	203,305	1,144,833	53,566	1,198,399	1,213,446	1,093,675
1.30 English as a Second Language	40,584	9,030	49,624	48,624	48,624	66,957	76,145
1.31 Aboriginal Education	309,206	65,561	374,767	60,746	435,513	453,545	433,469
1.41 School Administration	1,010,124	206,282	1,216,406	65,587	1,281,993	1,201,797	1,234,267
Total Function 1	5,668,487	1,252,488	6,920,975	779,897	7,700,872	7,332,540	7,586,263
4 DISTRICT ADMINISTRATION							
4.11 Educational Administration	166,896	36,032	202,928	24,152	227,080	215,922	226,547
4.40 School District Governance	40,319	670	40,989	70,652	111,641	116,727	105,490
4.41 Business Administration	194,697	36,465	231,162	111,113	342,275	344,874	392,072
Total Function 4	401,912	73,167	475,079	205,917	680,996	677,523	724,109
5 OPERATIONS AND MAINTENANCE							
5.41 Operations and Maintenance Administration	68,827	10,197	79,024	44,772	123,796	112,864	159,780
5.50 Maintenance Operations	650,856	108,894	759,750	361,611	1,121,361	1,068,444	1,168,677
5.52 Maintenance of Grounds	4,914	952	5,866	32,346	38,212	39,427	7,116
5.56 Utilities				503,299	503,299	421,690	512,293
Total Function 5	724,597	120,043	844,640	942,028	1,786,668	1,643,425	1,847,866
7 TRANSPORTATION AND HOUSING							
7.41 Transportation and Housing Administration	20,301	2,969	23,270		23,270	43,617	41,436
7.70 Student Transportation	4,656	661	5,317	400,645	405,962	405,100	387,462
7.73 Housing	11,569	1,993	13,562	89,227	102,789	119,843	175,903
Total Function 7	36,526	5,623	42,149	489,872	532,021	568,560	604,801
9 DEBT SERVICES (OPERATING)							
Total Function 9							
TOTAL FUNCTIONS 1 - 9	\$ 6,831,522	\$ 1,451,321	\$ 8,282,843	\$ 2,417,714	\$ 10,700,557	\$ 10,222,048	\$ 10,763,039

SCHOOL DISTRICT No. 50 (HAIDA GWAI/QUEEN CHARLOTTE)
OPERATING FUND
CHANGES IN DEFERRED CONTRIBUTIONS
YEAR ENDED JUNE 30, 2009

Schedule A5

BALANCE, BEGINNING OF YEAR

Changes for the Year

Increase:

0

Decrease:

0

Net Changes for the Year

0

BALANCE, END OF YEAR

\$ 0

SCHOOL DISTRICT No. 50 (HAIDA GWAI/QUEEN CHARLOTTE)
 SPECIAL PURPOSE FUNDS
 SUMMARY OF CHANGES
 YEAR ENDED JUNE 30, 2009

	MINISTRY OF EDUCATION DESIGNATED	OTHER	SCHOOL GENERATED FUNDS	RELATED ENTITIES	TOTAL
DEFERRED CONTRIBUTIONS					
DEFERRED CONTRIBUTIONS, BEGINNING OF YEAR	\$ 1,310,131	\$ 120,012	\$ 231,803	\$	\$ 1,661,946
Add: Contributions Received	522,242				522,242
Provincial Grants - Ministry of Education	5,200	119,006	381,894		506,100
Other	527,442	119,006	381,894	0	1,028,342
Less: Allocated to Revenue	1,477,189	39,226	378,953		1,895,368
DEFERRED CONTRIBUTIONS, END OF YEAR	\$ 360,384	\$ 199,792	\$ 234,744	\$ 0	\$ 794,920
REVENUE AND EXPENSE					
REVENUE					
Provincial Grants - Ministry of Education	\$ 1,477,189				\$ 1,477,189
Other Revenue		39,226	378,953		418,179
	1,477,189	39,226	378,953	0	1,895,368
EXPENSE					
Salaries					
Teachers	65,000	23,375			23,375
Support Staff		123			65,123
	65,000	23,498	0	0	88,498
Employee Benefits	11,700	5,728			17,428
Services and Supplies	164,850	10,000	378,953		553,803
	241,550	39,226	378,953	0	659,729
	1,235,639	0	0	0	1,235,639
NET REVENUE (EXPENSE) BEFORE INTERFUND TRANSFERS					
INTERFUND TRANSFERS					
Capital Assets Purchased	(1,235,639)				(1,235,639)
	(1,235,639)	0	0	0	(1,235,639)
NET REVENUE (EXPENSE)	\$ 0	\$ 0	\$ 0	\$ 0	\$ 0

SCHOOL DISTRICT No. 50 (HAIDA GWAI/QUEEN CHARLOTTE)
 SPECIAL PURPOSE FUNDS
 CHANGES IN MINISTRY OF EDUCATION DESIGNATED SPECIAL PURPOSE FUNDS
 YEAR ENDED JUNE 30, 2009

	207	231	250	TOTAL
	Annual Facility Grant	Aboriginal Education Technology	Special Education Equipment	
DEFERRED CONTRIBUTIONS				
DEFERRED CONTRIBUTIONS, BEGINNING OF YEAR	\$ 1,298,146	\$ 11,985	\$ 0	\$ 1,310,131
Add:				
Contributions Received	519,876		2,366	522,242
Provincial Grants - Ministry of Education	5,200			5,200
Other	525,076	0	2,366	527,442
Less:				
Allocated to Revenue	1,462,838	11,985	2,366	1,477,189
DEFERRED CONTRIBUTIONS, END OF YEAR	\$ 360,384	\$ 0	\$ 0	\$ 360,384
REVENUE AND EXPENSE				
REVENUE				
Provincial Grants - Ministry of Education	1,462,838	11,985	2,366	1,477,189
EXPENSE				
Salaries	65,000			65,000
Support Staff	65,000	0	0	65,000
Employee Benefits	11,700			11,700
Services and Supplies	150,489	11,985	2,366	164,850
Capital Assets Purchased	227,199	11,985	2,366	241,550
NET REVENUE (EXPENSE) BEFORE INTERFUND TRANSFERS	1,235,639	0	0	1,235,639
INTERFUND TRANSFERS				
Capital Assets Purchased	(1,235,639)			(1,235,639)
NET REVENUE (EXPENSE)	\$ 0	\$ 0	\$ 0	\$ 0

SCHOOL DISTRICT No. 50 (HAIDA GWAI/QUEEN CHARLOTTE)
 SPECIAL PURPOSE FUNDS
 CHANGES IN OTHER SPECIAL PURPOSE FUNDS
 YEAR ENDED JUNE 30, 2009

	SECOND COUNT FUND	TOTAL
DEFERRED CONTRIBUTIONS		
DEFERRED CONTRIBUTIONS, BEGINNING OF YEAR	120,012 \$	120,012
Add: Contributions Received		
Other	119,006	119,006
	119,006	119,006
Less: Allocated to Revenue	39,226	39,226
DEFERRED CONTRIBUTIONS, END OF YEAR	199,792 \$	199,792
REVENUE AND EXPENSE		
REVENUE		
Other Revenue	39,226	39,226
	39,226	39,226
EXPENSE		
Salaries	23,375	23,375
Teachers	123	123
Support Staff		
	23,498	23,498
Employee Benefits	5,728	5,728
Services and Supplies	10,000	10,000
	39,226	39,226
NET REVENUE (EXPENSE) BEFORE INTERFUND TRANSFERS	0	0
INTERFUND TRANSFERS		
	0	0
NET REVENUE (EXPENSE)	0 \$	0

SCHOOL DISTRICT No. 50 (HAIDA GWAI/QUEEN CHARLOTTE)
 CAPITAL FUND
 CAPITAL ASSETS
 YEAR ENDED JUNE 30, 2009

	SITES	BUILDINGS	FURNITURE AND EQUIPMENT	VEHICLES	COMPUTER SOFTWARE	COMPUTER HARDWARE	TOTAL
COST, BEGINNING OF YEAR	\$ 2,756,297	\$ 31,462,077	\$ 790,281	\$ 95,473	\$	\$ 121,201	\$ 35,225,329
Changes for the Year							
Increase:							
Purchases from		359,299					359,299
Deferred Contributions - Bylaw		1,812,356					1,812,356
Deferred Contributions - Other		1,235,639					1,235,639
Special Purpose Funds		2,441,381					2,441,381
Transferred from Work in Progress	0	5,848,675	0	0	0	0	5,848,675
Decrease							
Deemed Disposals	0	0	36,293	0	0	106,614	142,907
	0	0	36,293	0	0	106,614	142,907
COST, END OF YEAR	2,756,297	37,310,752	753,988	95,473	0	14,587	40,931,097
WORK IN PROGRESS, END OF YEAR							0
COST AND WORK IN PROGRESS, END OF YEAR	\$ 2,756,297	\$ 37,310,752	\$ 753,988	\$ 95,473	\$ 0	\$ 14,587	\$ 40,931,097
ACCUMULATED AMORTIZATION, BEGINNING OF YEAR							
Changes for the Year							
Increase							
Amortization for the Year		707,912	79,028	9,547		24,240	820,727
Decrease							
Deemed Disposals			36,293			106,614	142,907
	0	0	36,293	0	0	106,614	142,907
ACCUMULATED AMORTIZATION, END OF YEAR	0	10,690,066	498,864	49,485	0	11,613	11,250,028
CAPITAL ASSETS - NET	\$ 2,756,297	\$ 26,620,686	\$ 255,124	\$ 45,988	\$ 0	\$ 2,974	\$ 29,681,069

SCHOOL DISTRICT No. 50 (HAIDA GWAI/QUEEN CHARLOTTE)

CAPITAL FUND

CAPITAL ASSETS - WORK IN PROGRESS

YEAR ENDED JUNE 30, 2009

	BUILDINGS	FURNITURE AND EQUIPMENT	COMPUTER SOFTWARE	COMPUTER HARDWARE	TOTAL
WORK IN PROGRESS, BEGINNING OF YEAR	\$ 2,441,381				\$ 2,441,381
Changes for the Year					
Increase	0	0	0	0	0
Decrease					
Transferred to Capital Assets	2,441,381				2,441,381
	2,441,381	0	0	0	2,441,381
Net Changes for the Year	(2,441,381)	0	0	0	(2,441,381)
WORK IN PROGRESS, END OF YEAR	\$ 0	\$ 0	\$ 0	\$ 0	\$ 0

SCHOOL DISTRICT No. 50 (HAIDA GWAI/QUEEN CHARLOTTE)
CAPITAL FUND
DEFERRED CAPITAL CONTRIBUTIONS
YEAR ENDED JUNE 30, 2009

Schedule C3

	BYLAW CAPITAL (NET)	OTHER PROVINCIAL (NET)	OTHER CAPITAL (NET)	TOTAL CAPITAL
DEFERRED CAPITAL CONTRIBUTIONS, BEGINNING OF YEAR	\$ 17,978,600		\$ 0	\$ 17,978,600
Changes for the Year				
Increase				
Transferred from Deferred Contributions - Capital Additions	359,299		1,812,356	2,171,655
Transferred from Work in Progress	900,000		1,541,381	2,441,381
	<u>1,259,299</u>	<u>0</u>	<u>3,353,737</u>	<u>4,613,036</u>
Decrease				
Amortization of Deferred Capital Contributions	672,302			672,302
	<u>672,302</u>	<u>0</u>	<u>0</u>	<u>672,302</u>
Net Changes for the Year	<u>586,997</u>	<u>0</u>	<u>3,353,737</u>	<u>3,940,734</u>
DEFERRED CAPITAL CONTRIBUTIONS, END OF YEAR	<u>\$ 18,565,597</u>	<u>\$ 0</u>	<u>\$ 3,353,737</u>	<u>\$ 21,919,334</u>
 WORK IN PROGRESS, BEGINNING OF YEAR	 \$ 900,000		 \$ 1,541,381	 \$ 2,441,381
Changes for the Year				
Increase	<u>0</u>	<u>0</u>	<u>0</u>	<u>0</u>
Decrease				
Transferred to Deferred Capital Contributions	900,000		1,541,381	2,441,381
	<u>900,000</u>	<u>0</u>	<u>1,541,381</u>	<u>2,441,381</u>
Net Changes for the Year	<u>(900,000)</u>	<u>0</u>	<u>(1,541,381)</u>	<u>(2,441,381)</u>
WORK IN PROGRESS, END OF YEAR	<u>\$ 0</u>	<u>\$ 0</u>	<u>\$ 0</u>	<u>\$ 0</u>
TOTAL DEFERRED CAPITAL CONTRIBUTIONS, END OF YEAR	<u>\$ 18,565,597</u>	<u>\$ 0</u>	<u>\$ 3,353,737</u>	<u>\$ 21,919,334</u>

SCHOOL DISTRICT No. 50 (HAIDA GWAI/QUEEN CHARLOTTE)
CAPITAL FUND

CHANGES IN DEFERRED CONTRIBUTIONS
YEAR ENDED JUNE 30, 2009

	BYLAW CAPITAL	MINISTRY OF EDUCATION RESTRICTED CAPITAL	OTHER PROVINCIAL CAPITAL	LAND CAPITAL	OTHER CAPITAL	TOTAL
BALANCE, BEGINNING OF YEAR	\$ (400,000)	\$ 7,405	\$	\$	\$ (399,473)	\$ (792,068)
Changes for the Year						
Increase:						
Provincial Grants - Ministry of Education	759,299				31,250	759,299
Provincial Grants - Other					2,180,579	31,250
Other	759,299	0	0	0	2,211,829	2,180,579
Decrease:						
Transferred to DCC - Capital Additions	359,299				1,812,356	2,171,655
	359,299	0	0	0	1,812,356	2,171,655
Net Changes for the Year	400,000	0	0	0	399,473	799,473
BALANCE, END OF YEAR	\$ 0	\$ 7,405	\$ 0	\$ 0	\$ 0	\$ 7,405

SCHOOL DISTRICT No. 50 (HAIDA GWAI/QUEEN CHARLOTTE)

Schedule C5

**CAPITAL FUND
CHANGES IN FUND BALANCES
YEAR ENDED JUNE 30, 2009**

	INVESTED IN CAPITAL ASSETS	LOCAL CAPITAL	FUND BALANCE
BALANCE, BEGINNING OF YEAR	\$ 6,674,522	\$ 28,027	\$ 6,702,549
Changes for the Year			
Amortization of Deferred Capital Contributions	672,302		672,302
Interfund Transfers - Capital Assets Purchased	1,235,639		1,235,639
Amortization of Capital Assets	(820,727)		(820,727)
Net Changes for the Year	1,087,214	0	1,087,214
BALANCE, END OF YEAR	<u>\$ 7,761,736</u>	<u>\$ 28,027</u>	<u>\$ 7,789,763</u>