

RECEIVED JUN 14 2011

2011-2012

**Port Clements Elementary
School Plan**



Community & School Background

Port Clements Elementary School serves the communities of Port Clements and Tlell, about 650 residents in all. The primary industrial base is the forest industry. Due to the recent economic downturn and the departure of Western Forest Products, logging related employment and population has been reduced, thus decreasing student enrollment at the Port Clements Elementary School.

Unique Characteristics

- Small school, low teacher turnover so children and teachers know each other
- Multi-grade classrooms
- High level of community involvement

School Planning Council (SPC):

The School Plan is drafted by the School Planning Council in consultation with the Parent Advisory Council (PAC). Members of the 2010/2011 SPC are:

Jane Wilson, PAC Secretary

Harmonie Blais, PAC Parent

Terry Mitchell, Parent

Ritu Marrs, School Principal

Parent Advisory Council (PAC):

All parents and guardians of students attending Port Clements Elementary School are members of the PAC. The council meets monthly on every second Thursday evening to get updates on activities, discuss parent interests and concerns, make decisions on fundraising activities, and provide input to the principal.

What Informs the School Plan?

Several different ways are used to measure achievement, including statistical data and surveys. Data presented in this 2010/11 school plan are from the 2010/11 school year.

Statistical Data and Surveys

Having a small number of students means that statistical data is of very limited use in evaluating school and student performance. A single child's performance could account for 7% to 20% of the grade's performance, depending on enrollment. Surveys are sometimes used to measure success. However, how questions are framed and interpreted, is important particularly when dealing with young children.

2010-2011 School Statistics

Number of Students FTE	46
Number of First Nations Ancestry Students:	8 out of 46 (17%)
Number of Teachers :	2.32 FTE
Principal:	1 (18% admin)
Support Staff Hours:	
Secretary/Library Clerk	6 hours per day
Education Assistant	6 hours per day
Lunchtime Supervisor	1 hour per day

School Goals

What are they for?

School goals determine how instructional strategies and use of resources will be utilized to help students achieve a positive desire for lifelong learning and well-being. Port Clements Elementary School goals reflect School District goals.

School District Goals

Goal # 1: Improving Academic and Social Success for Haida students

Goal # 2: Improving Student Reading and Writing

Goal # 3: Promoting Levels of Social Responsibility

Goal # 4: Improving Student Achievement in Numeracy

How are they set?

The goals are what parents and staff feel students need to improve their learning and performance in key subject areas. School goals are reviewed by parents then forwarded to the School Board for approval.

Port Clements Elementary School Goals

Numeracy: To maintain critical thinking skills by focusing on problem-solving in Math and Science instruction.

Literacy: To improve reading, writing, speaking, and comprehension skills in Language Arts as well as all other subjects.

Social Responsibility: To improve level of social responsibility in the school and community, with a particular focus on fitness, nutrition and wellness.

District Goal # 1 to improve academic and social success for Haida students is inherent in all of our goals. The following data indicates that students are meeting or exceeding grade level expectations.

First Nations Student Data (May 2011)

8 students

Language Arts	Mathematics	Science	Physical Education
5 Meeting	3 Meeting	7 Meeting	6 Meeting
3 Exceeding	5 Exceeding	1 Exceeding	2 Exceeding

Initiatives supporting School and District Goals

Key Word for 2011/12: **FUSION**

Literacy

Library – ten percent of the budget each year for new books

Red Cedar Book Club -19 out of 24 students were members– sponsor Lisa Waring

Scholastic Book Orders monthly

Books as gifts for students

Annual Spelling Bee

Math and Science

District Science Fair - 2012

Science Alive– camp held in August 2011

Moresby Adventure Camp trip – Grade 5 students

Parents as Literacy Supporters (PALS) Program – supported by School District 50 for the K class, focused on working with parents and children to support literacy and numeracy learning at home.

Health and Nutrition

Farm to School lunches and Farm visit– soup or salad bar twice a week

Running Club – once a week whole school activity.

Cross-country - running meet in Prince Rupert for Gr. 4 and up continuing in 2011- usually the last Saturday in September – sponsored Colleen Beachy

Extra- curricular sport- generally for intermediate grades 4 and up; each s sponsored by school staff – Nadine Whittle -badminton; Chris Bellamy –soccer, track and basketball; Ritu Marrs -volleyball and track; Lisa Waring –chess

Gwaii Trust Food Program –parent volunteer snack program with one coordinator, Colleen Beachy, to oversee the buying/organizing of the snacks

D.A. R. E. program – with the RCMP

Fine Arts

Drama Club – for primary and intermediate

Whole school art project- 2011 salmonid rock display in front of school

Cultural Performances

Local artist – display in hall – 3 a year

Social Responsibility

Terry Fox Run

Recycling

Salmonids in the Classroom

Beach Clean-up,

Lunch supervisors – in Kindergarten/Grade 1 class

Culturally Responsive Education

First Nations Resource Worker – use 1 hour a day to plan and meet the learning needs of First Nations children, plan use of resources, order from DRC

Haida Role Model Program – use funds to invite guests at least once a term for all students

International Lunches – ethnic food from all continents

Whole School Project – traced families tree for each student and visually displayed on a map

LITERACY

2008-2009 Literacy Goals – Continue 2011/12

- Maintain student comprehension and application of critical thinking skills in Language Arts and Social Studies
- Maintain reading and writing proficiency across the grades

Measures of Achievement

- School-wide writing sample assessments using BC Performance Standards (October & April)
- Library usage and reading programs such as Red Cedar Award Reading Club.
- Primary students reading at level by the end of Grade 3
- FSA results

Summary of Targets & Results for 2010-2011

SPC literacy goals were exceeded: FSA results improved and report card letter grades improved.

Detailed Results

FSA results are as follows:

Grade	Result
READING COMPREHENSION - FSA	
Grade 4	100% met or exceeded expectations.
Grade 7	100% met or exceeded expectations.
WRITING -FSA	
Grade 4	100% met or exceeded expectations.
Grade 7	100% met or exceeded expectations.

Letter Grades for Language Arts

Language Arts	C+ or better	C	C- or less	No Mark	Fail	Total
Grade 4 Results %	4 100%					4
Grade 5 Results %	6 86%	1 14%				7
Grade 6 Results %	2 33%	4 67%				6
Grade 7 Results %	6 86%	1 14%				7
All grades	Report card analysis over 3 years			Language Arts grades improved overall by ~ 0%		
All grades	Report card analysis over 3 years			Social Studies grades improved overall by ~ 0%		

NUMERACY

2010/11 Numeracy Goal – Continue 2011-2012

To maintain students' critical thinking skills by focusing on problem-solving in Math and Science instruction.

Measures of Achievement

- FSA rolling average for math and science
- Report card mark analysis in math and science
- All student participation in Science Fair
- District wide Math Assessments in September and May

Summary of Targets & Results

- SPC goal of maintaining critical math and science skills was achieved:
- FSA numeracy scores were maintained within the margin of error for both Grades 4 and 7
- Letter grades in Math and Science trend show approximately 6% improvement over the past year
- In 2010-2011, students improved overall performance, 84% of students met or exceeded expectations on Diagnostic Math Assessment

Detailed Results

FSA data indicates that 75% (6 students) of Grade 4s are meeting or exceeding expectations in Numeracy. 25% are not yet meeting expectations. Staff will address these students learning needs. 100% of the Grade 7 students are meeting or exceeding expectations in Numeracy.

MATH	C+ or Better	C	C- or Less	No Mark	Fail	Total students
Grade 4 Results %	4 students 100%					4
Grade 5 Results %	7 100%					7
Grade 6 Results %	4 67%	2 33%				6
Grade 7 Results %	7 100%					7
All grades	Report card analysis over 3 years			Math grades improved overall by 6%		
All grades	Report card analysis over 3 years			Science grades improved overall by 7%		

Strategies for Improvement

- Identify students weak in math through the quick math assessment conducted by District Literacy and Numeracy personnel. Math problem solving will be a focus for next year.
- Introduce students to apply logic and thinking skills in their daily classroom work.
- Ensure consistent learning progression through use of the same Math series - Saxon Series at the upper intermediate classes as it accommodates the 3-grade classroom split by allowing students to work on review problems until teachers can do instruction for that grade.
- Continue supporting the one-week "Science Alive" annual summer day camp.
- Continue to work with and focus on Grade 4/5 students lower than a C+ in Math.
- Continue daily mad minute times-tables practice for Grades 3 to 5 students.

SOCIAL RESPONSIBILITY

2008-2009 Social Responsibility Goals – Continue 2011/12

- Promote social responsibility in the school.
- Promote responsible choices in fitness, nutrition and wellness, sports programs and learning 'street smarts'.

Measures of Achievement

- School satisfaction survey
- Student Attendance and lateness
- Office referrals and problem solving forms
- Physical Education (PE) grades
- Participation in food programs
- Participation in extracurricular activities
- Participation in social responsibility programs, such as bullying videos, sex education and leadership training

Summary of Targets & Results

SPC social responsibility goals were addressed in various ways

- Continued focus on personal responsibility through studying the relationship between nutrition, fitness and health. A large body of research exists showing that regular physical activity and good nutrition improve academic performance. Instilling habits of fitness and good nutrition in elementary school may offer long-term benefits for students.

Detailed Results

- Number of office referrals for consequences from 6 in 2005/06, 26 in 2006/07, 28 in 2007/08, 32 in 2009/2010, 25 in 2010/2011. Half of the 25 in 2010-11 were generated by 2 senior students.
- Students like school at Port Clements and feel they are learning and improving their skills.
- School staff initiated and supported good communication with parents through interviews, phone calls and meetings throughout the year.
- Lates and absences are not chronic. Tardiness is dealt with promptly as parents are contacted and the problem is rectified.


Strategies for Improvement

- Monitor Student Problem Solving forms and address issues.
- Maintain broad student participation in sports and fitness activities.
- Continue health and fitness program, focusing on exercise through Running Club.
- Continue exposure to different cultures through 'International Lunch' program.
- Continue daily healthy snacks.
- Continue to provide opportunities for parent involvement in school activities
- Problem-solve through discussions with parents and PAC, continuing consultative decision-making.
- Continue to maintain and build effective and respectful teacher-parent contact.

The School Planning Council anticipates that this document will continue to be modified and improved as additional data is gathered, and parents and school staff continue to contribute to the setting goals, performance targets and strategies for improvement.



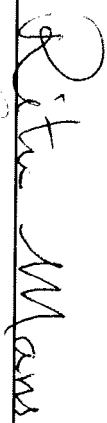
Harmonie Blais, Parent



Terry Mitchell, Parent




Jane Wilson PAC Secretary



Ritu Marris, Principal



Angus Wilson, Superintendent



Wayne Wilson, Chairperson of the Board

CHAIRMAN
VICE CHAIR